



Installation Instructions Part Number 450-603

FORD F-150 PICKUP 2011-2014

3.5L V6 EcoBoost




Parts List

#1	Poweraid Spacer	x1
#2	6mm x 60mm Screw	x4
#3	6mm Washer	x4
#4	Gasket	x1




Thank you for purchasing the Poweraid Throttle Body Spacer. Please read the instruction manual carefully before proceeding with the installation. Contact AIRAID @ (800) 498-6951 8:00 AM - 5:00 PM MST Weekdays for questions regarding fit or instructions that are not clear to you. Your Poweraid Throttle Body Spacer was carefully inspected and packaged. Check that no parts are missing, or were damaged during shipping. If any parts are missing, please contact AIRAID.




1. Disconnect the negative battery cable!


Locate and loosen the intake tube clamps. Remove the factory intake tube and set it aside. It may be necessary to remove the engine cover to gain access to the throttle body on some applications.



2. Loosen the clamp on the throttle body inlet tube and slide it away from the throttle body. Remove the four bolts that secure the throttle body to the intake manifold.



3. Pull the throttle body away from the intake manifold and Install the PowerAid and the supplied gasket. The logo is to be facing the throttle body and in the 12:00 o'clock position. the supplied gasket is to be on throttle body side. Align the bolt holes, and install the supplied bolts and washers. Tighten the bolts to the factory specifications in an "X" pattern. Before starting the engine, manually cycle the throttle plate to make sure there are no obstructions.



4. Slide the throttle body inlet tube back onto the throttle body and tighten the clamp.



5. Reinstall the intake tube, and any other parts that were removed to gain access to the throttle body in the reverse order in which they were removed. Double check your work. Make sure there is no foreign material in the intake tract. Make sure all clamps, connectors, hoses, nuts, and bolts are secure.



**The sound of power...The
"whistle" means its working!**

Contact your nearest Airaid dealer for an Airaid Intake System for your car, truck or SUV.